

STEEL HANDBALL GOALS COMPETITION 80x80mm "TO EMBED" OR "MOBILE"

DOC N° :

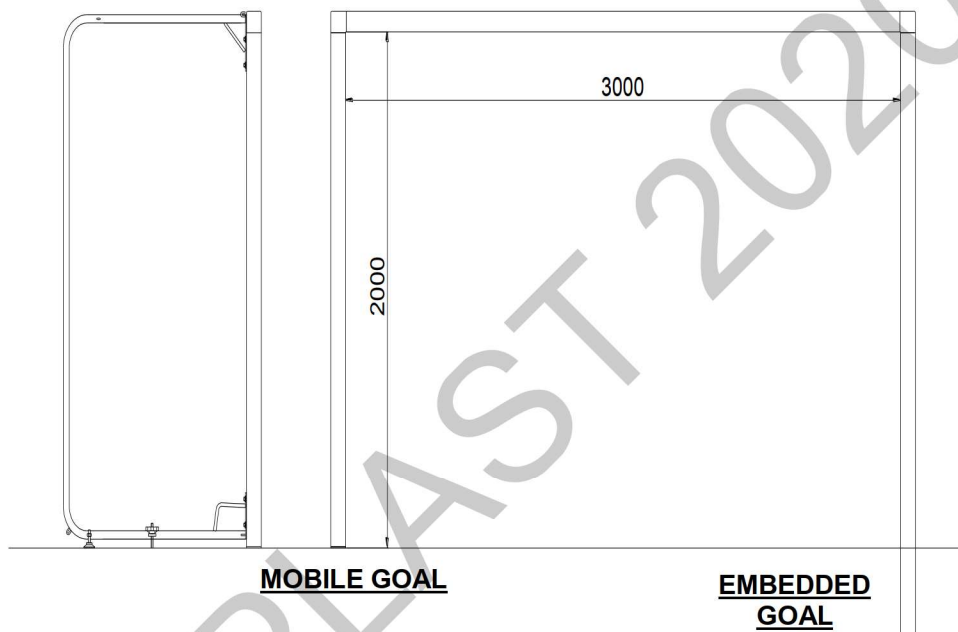
NDM_HB05N_04N_03N_
ACIER_BV_BI

Ref :

HB05N212BV-BI / HB05N213BV-BI
HB04N212BV-BI / HB04N213BV-BI
HB03N212BV-BI / HB03N213BV-BI

Conform to :

NF EN 749



Warning :

- Each time the equipment is installed, it is essential to check the stability and strength of the goal visually and manually.
- The equipment must always be secured during use and be made unusable during storage.
- The equipment must be serviced by the owner to ensure it complies with safety requirements at all times.
- The owner must set up a periodic inspection and servicing schedule for the equipment.
- A log must be kept for each site, recording the date and result of the inspections and checks performed.
- The owner or operator must ensure that users are unable to access any equipment which does not comply with the safety requirements.
- Do not use this equipment for any purpose other than that for which it was originally designed.
- Do not hang from, climb up or swing on this equipment.



**WHEN IN USE OR WHEN IN STORAGE
THE GOALS MUST BE ANCHORED
FOR THE SAFETY OF THE USERS**

Packing:



Weight of a pair of competition steel embedded goals: 109 Kg - 118 Kg Ø50 mm
Weight of a pair of competition steel mobile goals: 102 Kg - 111 Kg Ø50 mm



Required tools:

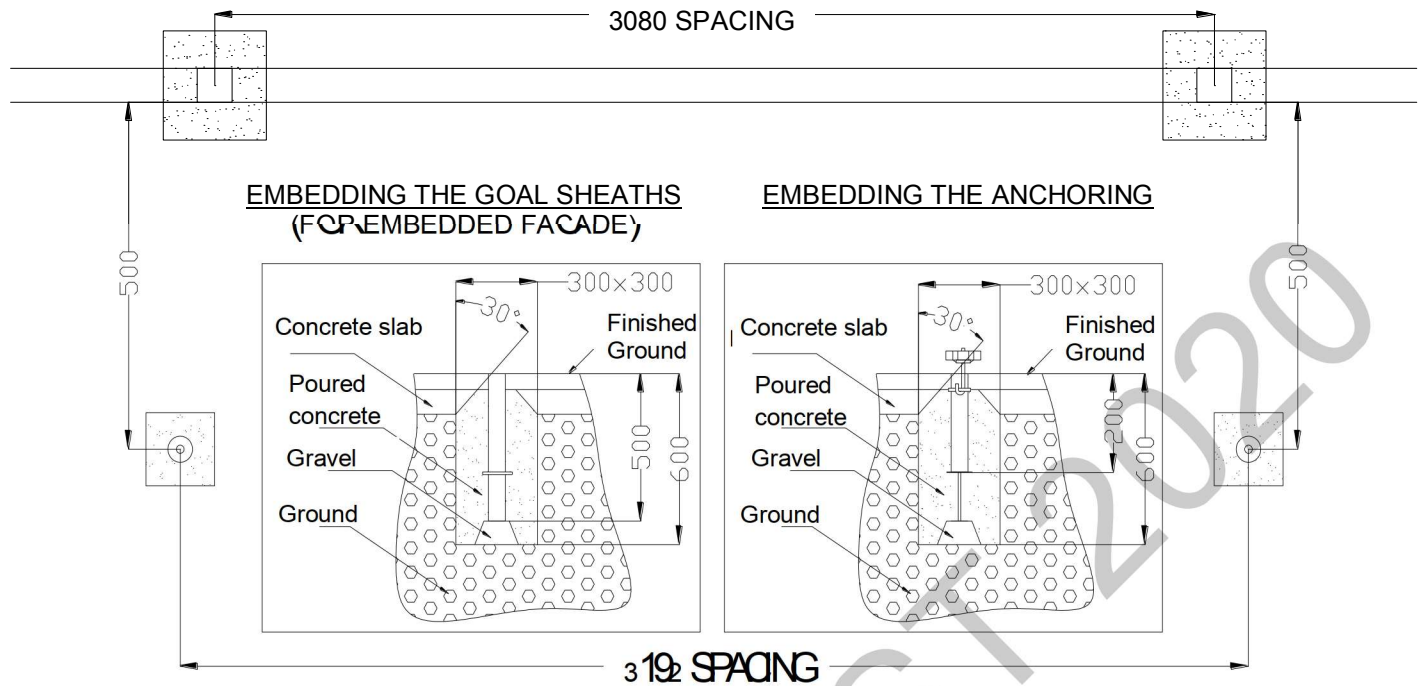
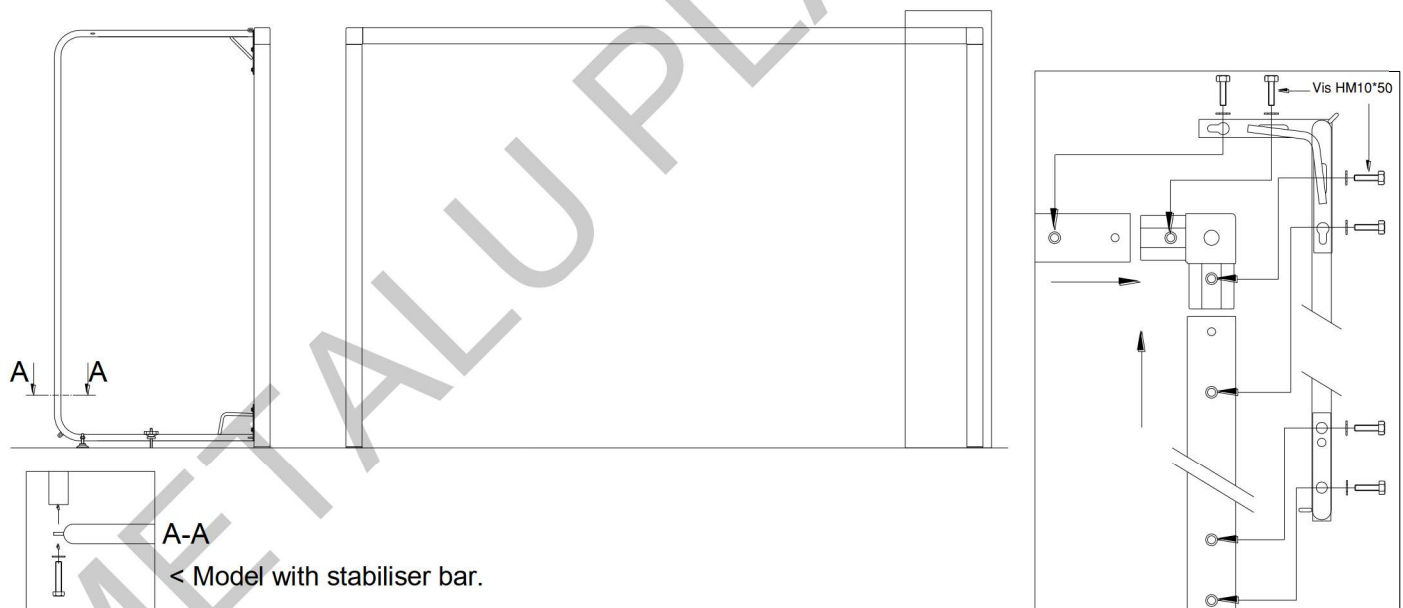
- Spanners 13-16
- 1 mallet

PACKING :

		MOBILE STEEL HANDBALL		SLEEVE INSTALLATION STEEL HANDBALL	
Parcel N°	Type of equipment	Size mm	Weight Kg.	Size mm	Weight Kg.
1/6-7	- 2 Crossbars	3030x200x120	30.50	3030x200x120	30.50
2/6-7	- 2 Posts	2100x200x120	20.95	2350x200x120	24.60
3/6-7	- 2 Posts	2100x200x120	20.95	2350x200x120	24.60
4/6-7	- 2 Net supports	2000x1000x200	14.40	2000x1000x200	14.40
5/6-7	- 2 Net supports	2000x1000x200	14.40	2000x1000x200	14.40
6/6-7	<u>Accessory parcel:</u> - 4 HB junctions 80*80 - 4 Steel Ø60 anchor boxes - <u>SAHB0010 bag containing:</u> - 4 M10x115 anchor hooks - 4 M10 locknuts - 4 Tightening knobs - 4 Fixed stabilisation jacks - 8 HM10x50 screws - 16 HM10x40 screws - 24 Ø10 Washers <u>Supplement for embedded goals:</u> - 4 aluminium sheaths 80*80 - 4 80*80 aluminium caps <u>Supplement for stabiliser bars.:</u> - 4 HM10x40 screws - 4 Ø10 Washers	460x200x210	9.10	530x170x480	14.00
7/7	- 2 stabiliser bars	3000X80X80	9.50	3000X80X80	9.50

23.40Kg
for Ø50 mm

Additional
stabiliser bar

BUILDING OF THE CONCRETE SLABS :**ASSEMBLY :**

- Fit the posts/crossbar onto the junctions. Place the net supports and fix using the M10x40 screws (onto the tube) or M10x50 (onto the junctions) and Ø10 washers. Adjust the goal verticality using the jacks.

* For the model with stabiliser bars, screw the rear lower part using the HM10x40 screws and washers.

- Fix the goals to the anchor boxes using the hooks and knobs and perform the strength and stability tests in compliance with appendix III-1 of art. 322-22 of the French Sports Code.