

Take-up Reel Lane Line with Cover

Each Original Malmsten Racing Lane Line is sold complete with a take-up reel on one end and a tension spring on the other side.

The importance of using a take-up reel is to properly fit the lane line to the pool anchors. It is an important part on the racing lane lines used for adjusting optimal turbulence control on lane line for competition and training. The advantage of using a separate ratchet wrench (spare part number 1011002), for adjusting the take-up reel, is that lane line tension may only be adjusted by the person (authorized personel) equipped with the ratchet wrench.

The take-up reel has to be adjusted by the original Malmsten ratchet spanner only.

Unique qualities:

- Adjusting lane tension properly
- Separate ratchet wrench – an important safety aspect
- Spare part – only to be used on Original Malmsten Racing Lane Lines

It is important not to use any other tool as other tools may seriously damage the take-up reel.

Product Description:

Length: 17 cm - **Weight:** 500 g.

Frame: sStainless Steel

Mechanism: Brass cogwheel.

Rolling mechanism in blue polyamide.

Equipped with a protective red cover

S-hook for anchoring: Ø 7,8 mm (stainless steel)

Associated products




1011002 Ratchet Wrench

Selected When it Counts







Take-up reel lane line with cover

Mounting instructions for replacement



According to rules (FR 2.6.1, FR 3.8)

The Take-up Reel shall measure less than 200 mm.



The handling of the Take-Up reel should only be done with the Original Ratchet Wrench (always included with your purchase). Any other tool may damage the Take-Up reel.

Selected When it Counts